



# ColorBright™ RGB 300 LED Strip Light

Product Data Sheet



## Description

ColorBright™ RGB 300 LED Strip Lights are perfect for applications that require not only adjustable color settings, but also bright lighting. This LED strip light offers bright colors, millions of possibilities, intricate customization, easy installations, and more. With 300 color-changing LED chips over a 5-meter reel, this LED strip creates bold and beautiful colors with the ability to illuminate rooms with breathtaking lighting patterns. Its powerful 5050 chip combines red, green and blue lights to create any color, while also creating a powerful line of light, thanks to its remarkable LED pitch of 3/4" (17 mm).

Pair this strip with an RGB controller and these strips can change to nearly any color combination you could imagine, offering a wide range of creative options.

15 Year  
Warranty



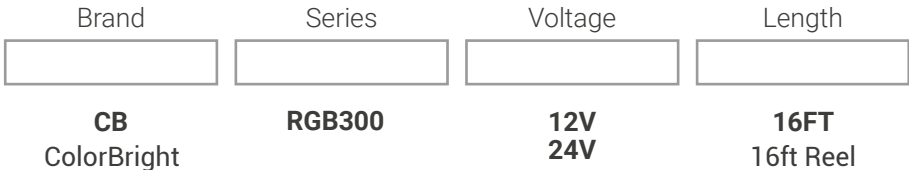
## Product Features

Voltage	12V, 24V DC Input
LEDs/ft	18 LEDs/ft (60/meter)
Beam Angle	120° Beam Angle
Ambient Temp	-4°F to +113°F (-20°C to 45°C)
Strip Width	3/8" (10 mm)
LED Pitch	3/4" (17 mm)
Cutting Points 12V	2" (50 mm)
Cutting Points 24V	4" (101 mm)
Max Run Length in Series 12V	16 ft (5 m)
Max Run Length in Series 24V	32 ft (10 m)
PCB	4 oz copper
LED Size	5050
Adhesive Type	3M VHB 4930 tape (IP20)
Dimmable	Yes
Spool Size	16.4 ft (5 m)

## Product Specifications

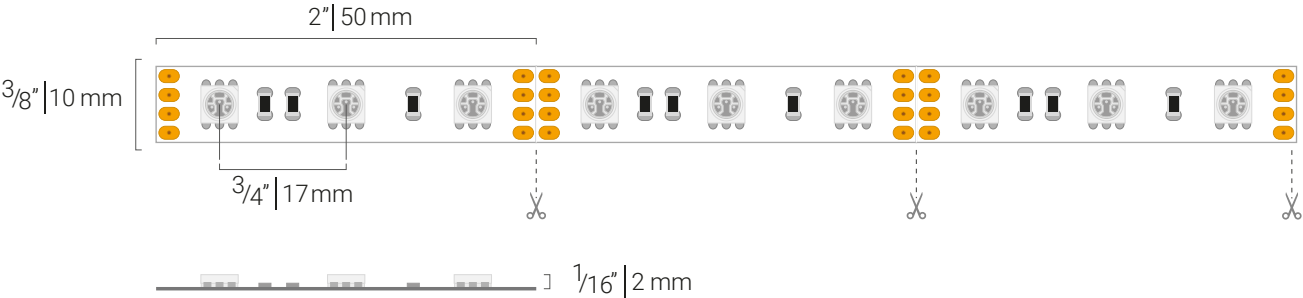
Product SKU	Watts/Foot	Lumens/Foot	Color Wavelength	Segment Lengths	Max Run Length in Series
CB-RGB300-12V	4.4 W/ft (14.4 W/m)	151 lm/ft (495 lm/m)	R: 617-627 nm G: 515-525 nm B: 464-474 nm	2" (50 mm)	16' 5" (5 m)
CB-RGB300-24V	4.4 W/ft (14.4 W/m)	151 lm/ft (495 lm/m)	R: 617-627 nm G: 515-525 nm B: 464-474 nm	4" (101 mm)	32' 10" (10 m)

## Ordering Code

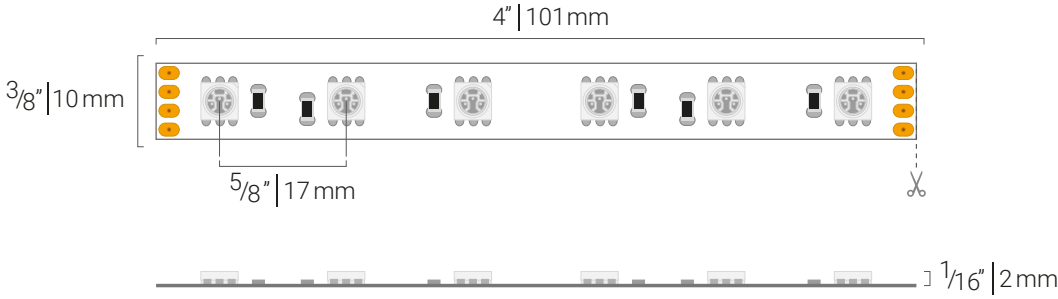


## Dimensions

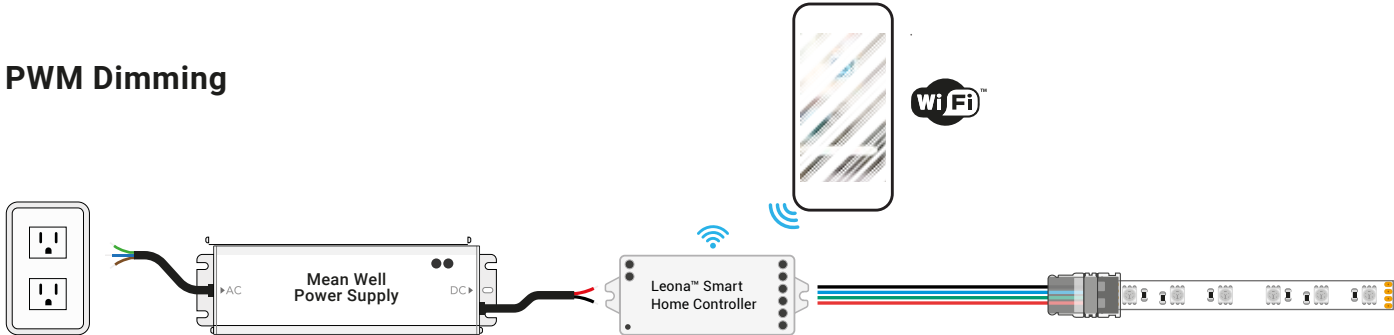
### 12V



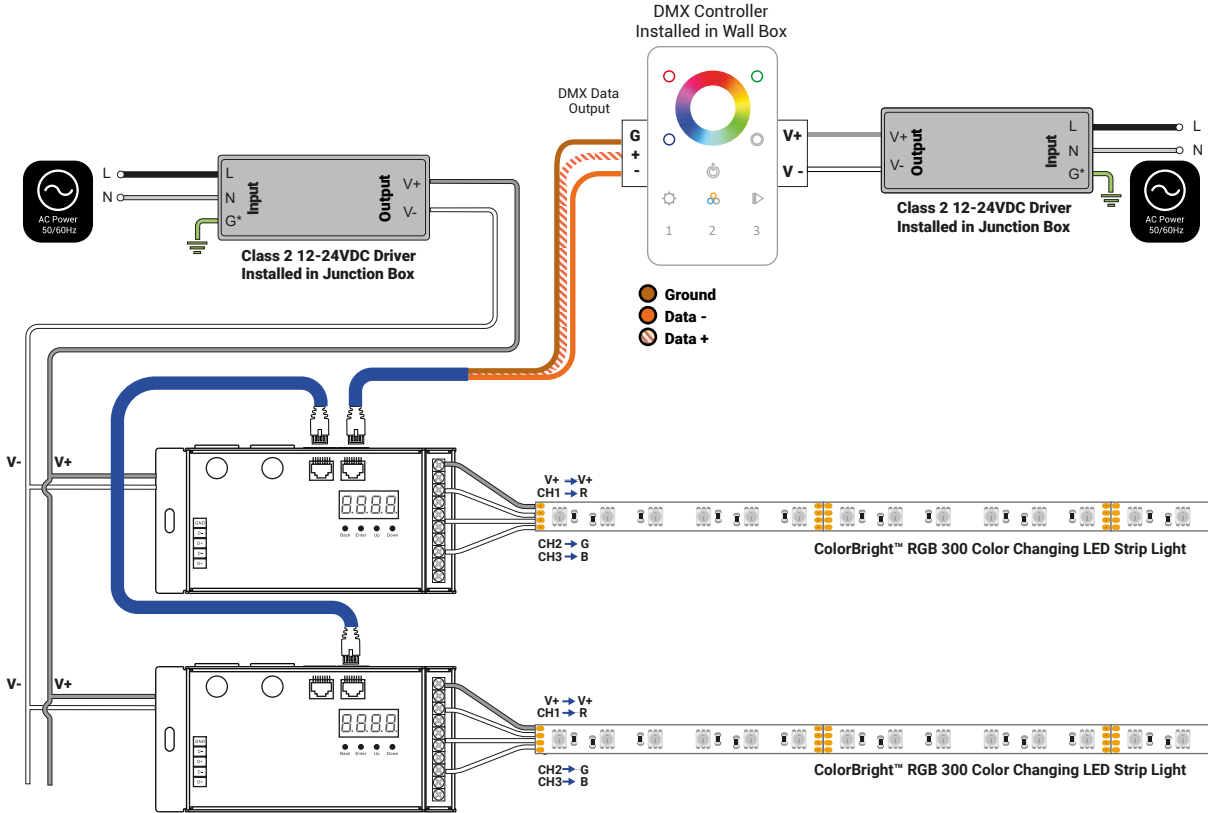
### 24V



### PWM Dimming

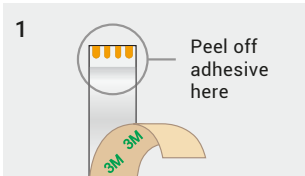


### DMX

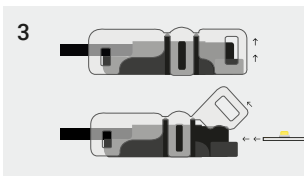




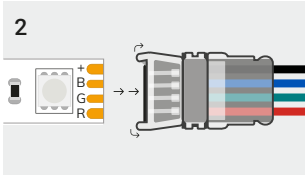
# Installation



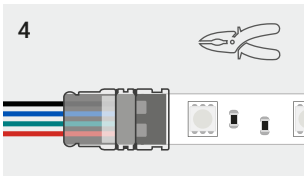
1 Remove ¼" of 3M adhesive tape on the back from the end of the strip. It must be removed to allow the strip to fit properly within the solderless connector.



3 Open the top of the connector and insert the LED strip inside. Make sure the LED strip is facing up towards the translucent top and the solder pads are directly above the small hooks on the connector.



2 Make sure to use the same color wire for the same channels on the strip.



4 Once everything is in order, use pliers to close and lock the connector. You may hear a "click" sound when it's properly closed.

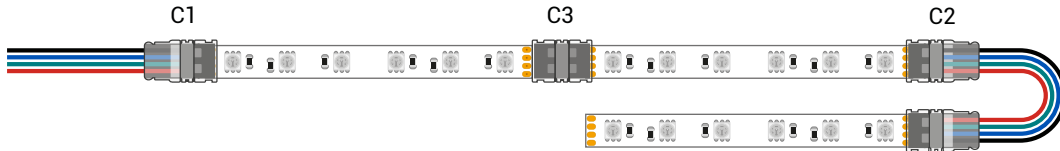
**NOTE:** If you need further assistance, please download our Solderless Connector Installation guide.

# Strip Light Connectors

SKU	Description	Wire Gauge	Amperage** Limit	Diagram
GRIP-RGB-C1-10-0	Grip connector for RGB Strip Light	-	5 Amps	
GRIP-RGB-C1-10-12	Grip connector with 12" wire connector for RGB Strip Light	20 AWG		
GRIP-RGB-C1-10-36	Grip connector with 36" wire connector for RGB Strip Light	20 AWG		
GRIP-RGB-C2-10-06	Grip Jumper connector with 6" wire for for RGB Strip Light	20 AWG		
GRIP-RGB-C3-10-0	Grip Jumper connector for RGB Strip Light	-		

\* Calculate max length of LED strip to follow the solderless connector based on an amperage draw of 0.366 A/ft (1.2 A/m) at 12 volts, and 0.183 A/ft (0.6 A/m) at 24 volts.

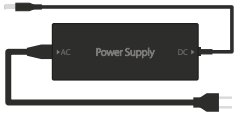
\*\* Be sure no more than 5 amps is drawn after any solderless connector.



## 12V Compatible Drivers

Power Supply	LED Strip Length	Watts	Product SKU	Diagram
<b>Plug-In Power Supply</b>	1 - 2 ft	12 W	12V-WMPS-1	
	3 - 4 ft	24 W	12V-DPS-2	
	5 - 8 ft	48 W	12V-DPS-4	
	9 - 13 ft	72 W	12V-DPS-6	
	14 - 17 ft	96 W	12V-DPS-8	
<b>Mean Well™ HLG</b>	1 - 8 ft	40 W	HLG-40H-12A	
	9 - 12 ft	60 W	HLG-80H-12A	
	13 - 24 ft	120 W	HLG-120H-12A	
	25 - 30 ft	150 W	HLG-150H-12A	
	31 - 39 ft	192 W	HLG-240H-12A	
	40 - 54 ft	264 W	HLG-320H-12A	
<b>Mean Well™ LPV</b>	1 - 4 ft	20 W	LPV-20-12	
	5 - 7 ft	36 W	LPV-35-12	
	8 - 12 ft	60 W	LPV-60-12	
	13 - 20 ft	102 W	LPV-100-12	

## 24V Compatible Drivers







Power Supply	LED Strip Length	Watts	Product SKU	Diagram
<b>Plug-In Power Supply</b>	1 - 4 ft	24 W	24V-WMPS-1	
	5 - 10 ft	60 W	24V-DPS-2.5	
	11 - 17 ft	96 W	24V-DPS-4	
	18 - 21 ft	120 W	24V-DPS-5	
<b>Mean Well™ HLG</b>	1 - 8 ft	40 W	HLG-40H-24A	
	9 - 12 ft	60 W	HLG-60H-24A	
	13 - 20 ft	96 W	HLG-100H-24A	
	21 - 24 ft	120 W	HLG-120H-24A	
	25 - 37 ft	185 W	HLG-185H-24A	
	38 - 49 ft	240 W	HLG-240H-24A	
	50 - 65 ft	320 W	HLG-320H-24A	
66 - 122 ft	600 W	HLG-600H-24A		
<b>Mean Well™ LPV</b>	1 - 4 ft	20W	LPV-20-24	
	5 - 7 ft	36W	LPV-35-24	
	8 - 12 ft	60W	LPV-60-24	

## Compatible Aluminum Extrusions

### Flexfire LEDs Mounting Channel Kits

Name	Type	Included Accessories	Covers	Kit SKU	Mockup
<b>Laika™</b>	Surface Mount	2 Open End Caps 2 Closed End Caps 4 Metal Mounting Clips	Clear Cover, 1 m (3' 3/8") Frosted Cover, 1 m (3' 3/8")	SKU: LAI-CH-A-CVR-C-1M SKU: LAI-CH-A-CVR-F-1M	
		<b>Note:</b> This extrusion only fits the ColorBright™ RGB 300 Series LED strip without connectors.			
<b>Kepler™</b>	Surface Mount	2 Open End Caps 2 Closed End Caps 4 Metal Mounting Clips	Clear Cover, 1 m (3' 3/8") Frosted Cover, 1 m (3' 3/8") Matte Cover, 1 m (3' 3/8")	SKU: KEP-CH-A-CVR-C-1M SKU: KEP-CH-A-CVR-F-1M SKU: KEP-CH-A-CVR-M-1M	
		<b>Note:</b> This extrusion only fits the ColorBright™ RGB 300 Series LED strip without connectors			
<b>Gemini™</b>	Surface Mount	2 Open End Caps 2 Closed End Caps 4 Metal Mounting Clips	Clear Cover, 1 m (3' 3/8") Frosted Cover, 1 m (3' 3/8") Matte Cover 1, m (3' 3/8")	SKU: GEM-CH-A-CVR-C-1M SKU: GEM-CH-A-CVR-F-1M SKU: GEM-CH-A-CVR-M-1M	
<b>Nova™</b>	Surface Mount	2 Open End Caps 2 Closed End Caps 4 Metal Mounting Clips	Clear Round Cover, 1 m (3' 3/8") Clear Square, 1 m (3' 3/8") Matte Round Cover, 1 m (3' 3/8") Matte Square Cover, 1 m (3' 3/8")	SKU: NOV-CH-A-CVR-C-RD-1M SKU: NOV-CH-A-CVR-C-SQ-1M SKU: NOV-CH-A-CVR-M-RD-1M SKU: NOV-CH-A-CVR-M-SQ-1M	
<b>Atlas™</b>	Surface Mount	2 Open End Caps 2 Closed End Caps 4 Metal Mounting Clips	Clear Cover, 1 m (3' 3/8") Frosted Cover, 1 m (3' 3/8") Matte Cover, 1 m (3' 3/8")	SKU: ATL-CH-A-CVR-C-1M SKU: ATL-CH-A-CVR-F-1M SKU: ATL-CH-A-CVR-M-1M	
<b>Titan™</b>	Surface Mount	2 Open End Caps 2 Closed End Caps 4 Metal Mounting Clips 6 Channel Connectors	Clear Cover, 1 m (3' 3/8") Frosted Cover, 1 m (3' 3/8") Matte Cover, 1 m (3' 3/8")	SKU: TTN-CH-A-CVR-C-1M SKU: TTN-CH-A-CVR-F-1M SKU: TTN-CH-A-CVR-M-1M	
<b>Ion™</b>	Surface Mount	-	-	SKU: ION-CH-A-1M	
<b>Cassini™</b>	Recessed	2 Open End Caps 2 Closed End Caps 4 Metal Mounting Clips	Clear Cover, 1 m (3' 3/8") Frosted Cover, 1 m (3' 3/8") Matte Cover, 1 m (3' 3/8")	SKU: CAS-CH-A-CVR-C-1M SKU: CAS-CH-A-CVR-F-1M SKU: CAS-CH-A-CVR-M-1M	
<b>Calypso™</b>	Recessed	2 Open End Caps 2 Closed End Caps 4 Metal Mounting Clips 6 Channel Connectors	Frosted Cover, 1 m (3' 3/8") Matte Cover, 1 m (3' 3/8")	SKU: CAL-CH-A-CVR-F-1M SKU: CAL-CH-A-CVR-M-1M	

## Compatible Aluminum Extrusions

Name	Covers	End Caps	Mounting Accessories	Mockup
<b>KLUS TAMI</b> <b>Anodized Extrusion</b> <b>with Translucent Cover</b>  SKU: KL-B5390ANODA-1m		<ul style="list-style-type: none"> <li>· KLUS ECO TAMI SKU: KL-20051</li> </ul>	<ul style="list-style-type: none"> <li>· KLUS Stainless Steel Mounting Bracket SKU: KL-24190</li> </ul>	
<p><b>Note:</b> This extrusion only fits the ColorBright™ RGB 300 LED strip without connectors.</p>				
<b>KLUS MICRO-ALU</b> <b>Anodized Extrusion</b>  SKU: KL-B1888ANODA-1m	<ul style="list-style-type: none"> <li>· KLUS HS Clear Cover SKU: KL-1370-1m</li> <li>· KLUS HS Frosted Cover SKU: KL-1369-1m</li> <li>· KLUS LIGER Frosted Cover SKU: KL-17031-1m</li> </ul>	<ul style="list-style-type: none"> <li>· KLUS MICRO-ALU SKU: KL-1059</li> <li>· KLUS MICRO-ALU with Wire Hole SKU: KL-1060</li> </ul>	<ul style="list-style-type: none"> <li>· KLUS Stainless Steel Mounting Bracket SKU: KL-24190</li> </ul>	
<p><b>Note:</b> This extrusion only fits the ColorBright™ RGB 300 Series LED strip without connectors.</p>				
<b>KLUS PDS4-ALU</b> <b>Anodized Extrusion</b>  SKU: KL-B1718ANODA-1m	<ul style="list-style-type: none"> <li>· KLUS HS Clear Cover SKU: KL-1370-1m</li> <li>· KLUS HS Frosted Cover SKU: KL-1369-1m</li> <li>· KLUS LIGER Frosted Cover SKU: KL-17031-1m</li> </ul>	<ul style="list-style-type: none"> <li>· KLUS PDS4-ALU SKU: KL-1055</li> <li>· KLUS PDS4-ALU with Wire Hole SKU: KL-1057</li> </ul>	<ul style="list-style-type: none"> <li>· KLUS Stainless Steel Mounting Bracket SKU: KL-24190</li> </ul>	
<p><b>Note:</b> This extrusion only fits the ColorBright™ RGB 300 Series LED strip without connectors.</p>				
<b>KLUS GIZA</b> <b>Anodized Extrusion</b>  SKU: KL-B5556ANODA-1m	<ul style="list-style-type: none"> <li>· KLUS - HS 22 Clear Cover SKU: KL-17022-1m</li> <li>· KLUS LIGER 22 Frosted Cover SKU: KL-17032-1m</li> </ul>	<ul style="list-style-type: none"> <li>· KLUS GIZA End Cap SKU: KL-24007</li> </ul>	<ul style="list-style-type: none"> <li>· KLUS GP Surface Spring SKU: KL-00293</li> <li>· KLUS Mounting Bracket SKU: KL-24143</li> </ul>	
<p><b>Note:</b> This extrusion only fits the ColorBright™ RGB 300 LED strip without covers.</p>				
<b>KLUS LIPOD</b> <b>Anodized Extrusion</b>  SKU: KL-B5554ANODA-1m	<ul style="list-style-type: none"> <li>· KLUS LIGER 22 Frosted Cover SKU: KL-17032-1m</li> </ul>	<ul style="list-style-type: none"> <li>· KLUS LIPOD-MET SKU: KL-24051</li> </ul>	<ul style="list-style-type: none"> <li>· KLUS Mounting Bracket SKU: KL-24143</li> </ul>	
<b>KLUS KOPRO</b> <b>Anodized Extrusion</b>  SKU: KL-B6367ANODA-1m	<ul style="list-style-type: none"> <li>· KLUS KOPRO L Cover SKU: KL-17092-1m</li> </ul>	<ul style="list-style-type: none"> <li>· KLUS KOPRO L SKU: KL-24116</li> </ul>	<ul style="list-style-type: none"> <li>· KLUS GP Surface Spring SKU: KL-00293</li> </ul>	
<b>KLUS SILER</b> <b>Anodized Extrusion</b>  SKU: KL-B9325ANODA-1m	<ul style="list-style-type: none"> <li>· KLUS SILER Frosted Cover SKU: KL-17039-1m</li> </ul>	<ul style="list-style-type: none"> <li>· KLUS SILER SKU: KL-24236</li> </ul>	<ul style="list-style-type: none"> <li>· KLUS 45-STN Mounting Bracket SKU: KL-24144</li> </ul>	





## Safety And Disclosures

1. Installation must be in accordance with local and national electrical code regulations.
2. To ensure safety and correct installation, our strips are intended to be installed by a qualified, licensed electrician.
3. Only install with a Class 2 DC Constant Voltage LED driver to meet UL requirements.
4. Do not install in an environment where excessive heat may exist.
5. LED strip lights must be handled with care. Excessive handling, bending, and pressure may damage the product, voiding the warranty.
6. Do not install indoor LED tape light products in outdoor / wet location environments. Only use copper wiring. Use wires rated for at least 176°F (80°C) and certified for use with external connection of electrical equipment.
7. Each maximum run requires a dedicated power feed from the driver. Do not extend beyond the recommended maximum run length.
8. Make sure the appropriate gauge wire is installed between the driver, LEDs, and any dimmers. When choosing wire, calculate voltage drop, maximum amperage rating, and the location ratings on the wire. Improper wire selection and installation could overheat wires, and cause fire.
9. Do not modify the product beyond instructions or warranty will be void.
10. We reserve the right to modify and improve the design of our fixtures without prior notice. Although we try our best to order the same colors every time, due to changes in technology and phosphors over time, we cannot guarantee to match existing installed fixtures for subsequent orders or replacements in regards to product appearance, CCT, or lumen output.



## Warranty Information

### Limited Warranty

This product has a 15 year limited warranty from the date of shipment. This warranty only includes the main product outlined in this specification sheet and does not include the additional accessories that are used as a reference. Complete warranty details for fixtures and additional accessories are available at <https://www.flexfireleds.com/warranties/> within the Policies section. For warranty related questions please contact the product support team at ([support@flexfireleds.com](mailto:support@flexfireleds.com)).

### Consumer's Acknowledgment

Flexfire LEDs, Inc. stands behind its products when they are used properly and according to our specifications. When you purchase our products, you are agreeing to the terms and conditions outlined in our warranty section. We try our best to make recommendations, but the burden of proper installation, design, and maintenance relies on the purchaser.



This limited warranty does not include product failures that are the result of: Not using a voltage regulated power supply to connect the LED product or controls; Connecting LED products to the wrong output voltage; Improper connection of power supplies, LED products, or controls; Connecting LED products or controls directly to any AC power source if they are stated for DC only input; Connecting power supplies backwards to an AC power source; Products used in an inappropriate location or in environmental conditions (temperature, humidity, moisture, etc.) outside the normal specified range; Water damage to products not specifically sold as waterproof products; Electrical power surges and spikes; Damage from hail, flooding, tornado, fire, wind, earthquake, lightning, electrical storm, or any other natural disasters or "force majeure" incidences; Damage caused by a vehicle or other accident; Damage caused when transporting the item; Damage to any products that were modified by the user, used for purposes other than as intended or directed, or connected to LED systems or components not purchased from Flexfire LEDs; Products that have been subjected to misuse, mishandling, misapplication or accident. Products used in connection with any components, devices or systems other than those explicitly approved as compatible with Company's products and listed on Company's website. Excessive wear and tear and/or physical or accidental abuse, loss, or theft. Improper repairs or warranty services performed by someone other than Flexfire LEDs will void this warranty.

## Contact Information



**Toll Free Number:**  
1-844-353-9347



**Local Number:**  
(925) 273-9080



[info@flexfireleds.com](mailto:info@flexfireleds.com)



**FLEXFIRELEDs**

[www.flexfireleds.com](http://www.flexfireleds.com)