



Lucid™
LED Neon
Side Bend Strip Light

Product Data Sheet

 Please read all instructions carefully before installation.

Description

Our Lucid™ LED Neon Strip Lights are ideal for accent applications, signs, wall lighting, landscape lighting, and areas where lighting is embedded into a surface; among many others. These strip lights emulate the effect of a neon light, creating a continuous, lustrous line of light, offering many improvements over traditional neon lighting.

This product can be easily installed using mounting brackets, aluminum channels, or bendable mounting channels. Different pieces of this strip can be joined using jumper connectors and end caps, thus allowing this strip to be used on different types of projects. Plus, it is easy to control using any of our controlling options: PWM controllers, AC dimmers, or DMX controllers.

The IP65 rating means that the Lucid™ LED Neon Strip Lights are able to withstand jets and splashes of water from all sides. It cannot be submerged in water, but it will withstand the elements. We also recommend them for indoors use in high splash areas or if you're looking for a strip that is easier to clean.



7-Year
Warranty



Product Features

Voltage	24V DC Input
Efficacy	Up to 56 lm/W
Lumens	Up to 155 lm/ft (510 lm/m)
LEDs/ft	36 LEDs/ft (120/meter)
Beam Angle	160° Beam Angle
Ambient Temp	-4°F to 113°F (-20°C to 45°C)
Strip Width	25/64" (10 mm) at top - 23/64" (9 mm) at base
Cutting Points	2" (50 mm)
Maximum Run Length	32'10" (10 m)
LED Size	3014
Dimmable	Yes
Compatible Dimming Methods	PWM, TRIAC, DMX, or 0/1-10V dimmers
Spool Size	32'10" (10 m)

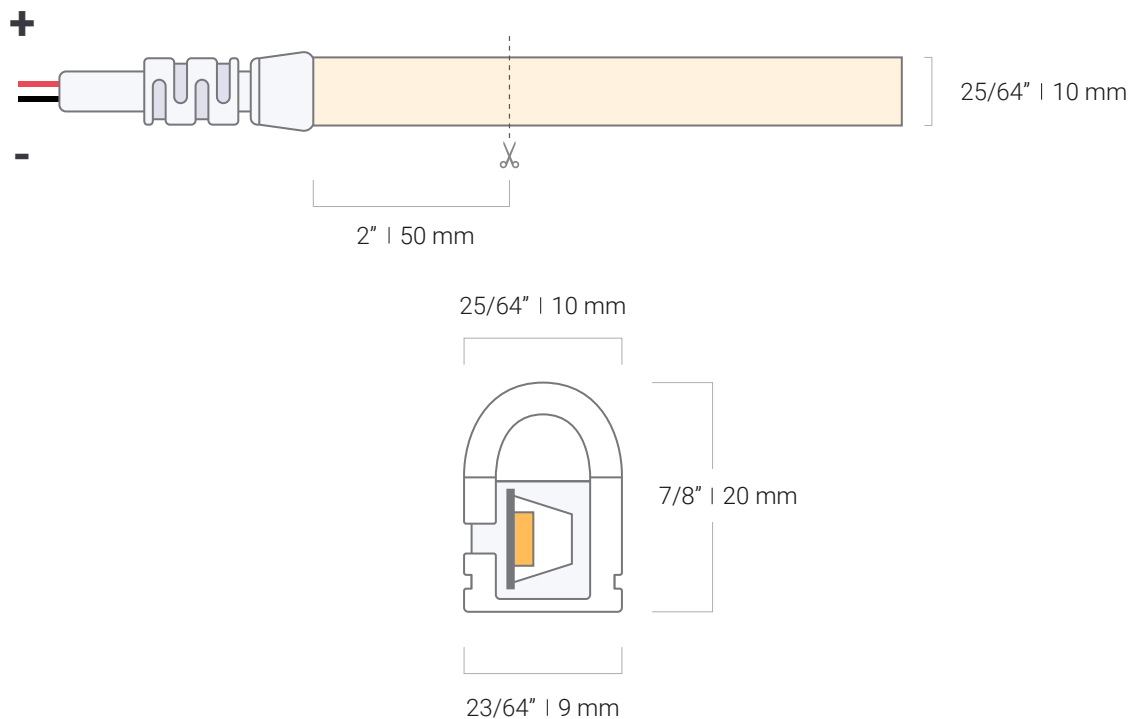
Product Specifications

Product SKU	CCT	Watts/Foot	Lumens/Foot (Meter)	Luminous Efficacy Lumens/Watt	CRI	Gamut Score Rg (Color Sat.)	TLCI	CQS
LUC-S-30K-24V-32FT	3000K	2.7 W/ft	144 lm/ft (473 lm/m)	52 lm/W	83	94	75	85
LUC-S-50K-24V-32FT	5000K	2.7 W/ft	155 lm/ft (510 lm/m)	56 lm/W	83	95	73	83

Ordering Code

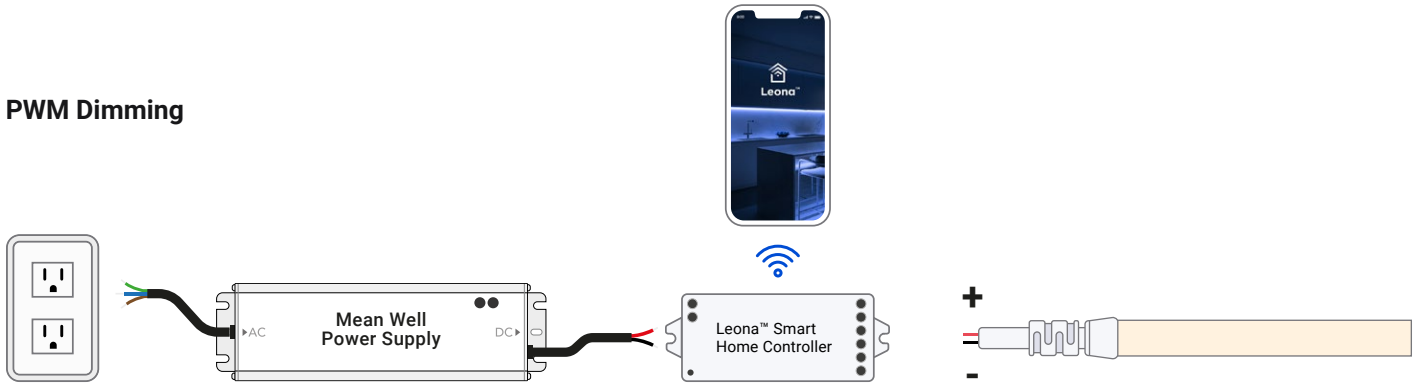
Brand	Series	CCT	Voltage	Length
LUC Lucid	S Side Bend	30K/50K 3000K/5000K	24V	32FT 32ft Reel

Dimensions

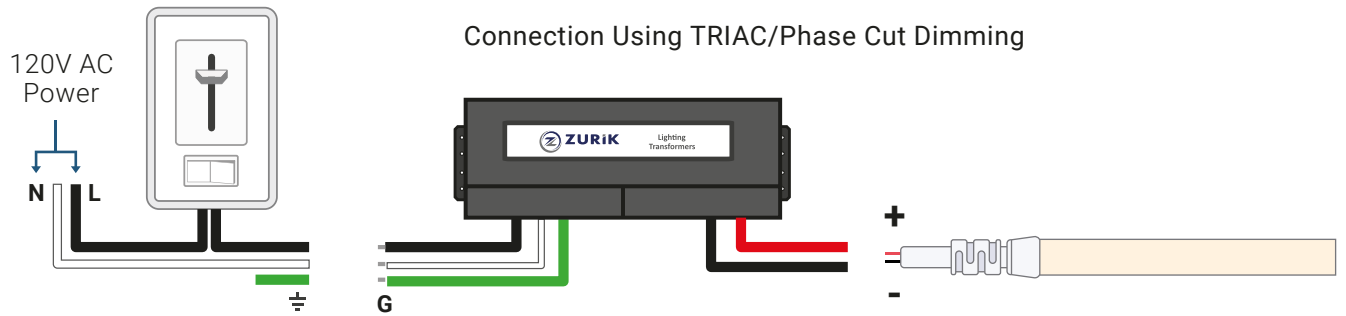


Controller Options

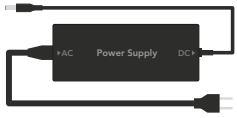



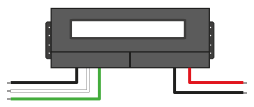

PWM Dimming



ELV/MLV Dimming










Compatible Drivers

	Power Supply	LED Strip Length	Watts	Product SKU	Diagram	
Non-dimmable	Plug-In Power Supply	1 - 7 ft	24 W	24V-WMPS2-1		
		8 - 17 ft	60 W	24V-DPS2-2.5		
		18 - 28 ft	96 W	24V-DPS2-4		
		29 - 35 ft	120 W	24V-DPS2-5		
	Mean Well™ HLG		1 - 13 ft	40 W	HLG-40H-24A	
			14 - 20 ft	60 W	HLG-60H-24A	
			21 - 33 ft	96 W	HLG-100H-24A	
			34 - 40 ft	120 W	HLG-120H-24A	
			41 - 61 ft	185 W	HLG-185H-24A	
			62 - 80 ft	240 W	HLG-240H-24A	
		81 - 106 ft	320 W	HLG-320H-24A		
	107 - 200 ft	600 W	HLG-600H-24A			
Mean Well™ LPV		1 - 6 ft	20 W	LPV-20-24		
		7 - 11 ft	36 W	LPV-35-24		
		12 - 20 ft	60 W	LPV-60-24		
Zurik® EMLV		2 - 10 ft	30 W	ZRK-EMLV2-30W-24VDC		
		11 - 20 ft	60 W	ZRK-EMLV2-60W-24VDC		
		21 - 32 ft	96 W	ZRK-EMLV2-96W-24VDC-J		
		33 - 40 ft	120 W	ZRK-EMLV2-120W-24VDC-J		
		41 - 66 ft	200 W	ZRK-EMLV2-200W-24VDC-J		
		67 - 100 ft	300 W	ZRK-EMLV2-300W-24VDC-J		
Dimmable	Zurik® Universal	2 - 9 ft	30 W	ZRK-UNV-30W-24VDC		
		10 - 18 ft	60 W	ZRK-UNV-60W-24VDC		
		19 - 30 ft	96 W	ZRK-UNV-96W-24VDC		
		31 - 37 ft	120 W	ZRK-UNV-120W-24VDC		
		38 - 65 ft	200 W	ZRK-UNV-200W-24VDC		
		66 - 102 ft	300 W	ZRK-UNV-300W-24VDC		
		1 - 63 ft	192 W	ZRK-UNV-C192W-24VDC		
		1 - 129 ft	384 W	ZRK-UNV-C384W-24VDC		
	Lutron® Hi-Lume™ Premier 0.1% Constant Voltage Driver	1 - 35 ft	96 W	L3D0-96W24V-U		
Description:		Hi-Lume Premier 0.1% EcoSystem 24V constant voltage LED driver Soft-on, Fade-to-Black dimming technology				
Dimming Range:		0.1-100%				



Accessories

Accessories listed below are compatible with our Lucid™ LED Neon Side Bend Strip Light.

Product SKU	Description	Diagram
LUC-S-SC-C2-10-12	Lucid™ LED Neon Side Bend Jumper Connector with 1FT wire	
LUC-S-SC-C2-10-96	Lucid™ LED Neon Side Bend Jumper Connector with 8FT wire	
LUC-S-SC-C1-10-24-E	Lucid™ LED Neon Power Connector Pair End Feed - 2FT	
LUC-S-SC-C1-10-24-B	Lucid™ LED Neon Power Connector Pair Bottom Feed - 2FT	
LUC-S-MB	Lucid™ LED Neon Side Bend Mounting Brackets with Screws	
LUC-S-CHA-R-1M	Lucid™ LED Neon Side Bend Aluminum Mounting Channel with Screws - 1 Meter	
LUC-S-CHA-B-10M	Lucid™ LED Neon Side Bend Bendable Mounting Channel with Screws - 10 Meters	

Installation Instructions

Please refer to the installation document for detailed instructions.

Safety And Disclosures

1. Installation must be in accordance with local and national electrical code regulations.
2. To ensure safety and correct installation, our strips are intended to be installed by a qualified, licensed electrician.
3. Only install with a Class 2 DC Constant Voltage LED driver to meet UL requirements.
4. Do not install in an environment where excessive heat may exist.
5. LED strip lights must be handled with care. Excessive handling, bending, and pressure may damage the product, voiding the warranty.
6. Do not secure this product with any kind of staples, nails, or materials that could potentially damage the product in any way. Keep these instructions for future reference.
7. Do not cover this product with any kind of combustible material such as paper, fabrics, etc.
8. Do not power the LED Neon Strip Light while still attached to its spool.
Do not submerge the LED Neon Strip in liquids, or use within 5 feet of a swimming pool.
9. Each maximum run requires a dedicated power feed from the driver. Do not extend beyond the recommended maximum run length.
10. Make sure the appropriate gauge wire is installed between the driver, LEDs, and any dimmers. When choosing wire, calculate voltage drop, maximum amperage rating, and the location ratings on the wire. Improper wire selection and installation could overheat wires, and cause fire.
11. Do not modify the product beyond instructions or warranty will be void.
12. We reserve the right to modify and improve the design of our fixtures without prior notice. Although we try our best to order the same colors every time, due to changes in technology and phosphors over time, we cannot guarantee to match existing installed fixtures for subsequent orders or replacements in regards to product appearance, CCT, or lumen output.
13. Do not install product with the majority of the product unsupported. Allowing the product to be suspended or dangling while installing may cause damage to the PCB due to the weight of the strip and/or spool.

Warranty Information

Limited Warranty

This product has a 7 year limited warranty from the date of shipment. This warranty only includes the main product outlined in this specification sheet and does not include the additional accessories that are used as a reference. Complete warranty details for fixtures and additional accessories are available at <https://www.flexfireleds.com/warranties/> within the Policies section. For warranty related questions please contact the product support team at (support@flexfireleds.com).

Consumer's Acknowledgment

Flexfire LEDs, Inc. stands behind its products when they are used properly and according to our specifications. When you purchase our products, you are agreeing to the terms and conditions outlined in our warranty section. We try our best to make recommendations, but the burden of proper installation, design, and maintenance relies on the purchaser. This limited warranty does not include product failures that are the result of: Not using a voltage regulated power supply to connect the LED product or controls; Connecting LED products to the wrong output voltage; Improper connection of power supplies, LED products, or controls; Connecting LED products or controls directly to any AC power source if they are stated for DC only input; Connecting power supplies backwards to an AC power source; Products used in an inappropriate location or in environmental conditions (temperature, humidity, moisture, etc.) outside the normal specified range; Water damage to products not specifically sold as waterproof products; Electrical power surges and spikes; Damage from hail, flooding, tornado, fire, wind, earthquake, lightning, electrical storm, or any other natural disasters or "force majeure" incidences; Damage caused by a vehicle or other accident; Damage caused when transporting the item; Damage to any products that were modified by the user, used for purposes other than as intended or directed, or connected to LED systems or components not purchased from Flexfire LEDs; Products that have been subjected to misuse, mishandling, misapplication or accident. Products used in connection with any components, devices or systems other than those explicitly approved as compatible with Company's products and listed on Company's website. Excessive wear and tear and/or physical or accidental abuse, loss, or theft. Improper repairs or warranty services performed by someone other than Flexfire LEDs will void this warranty.



Contact Information



Toll Free Number:
1-844-353-9347



Local Number:
(925) 273-9080



info@flexfireleds.com

www.flexfireleds.com