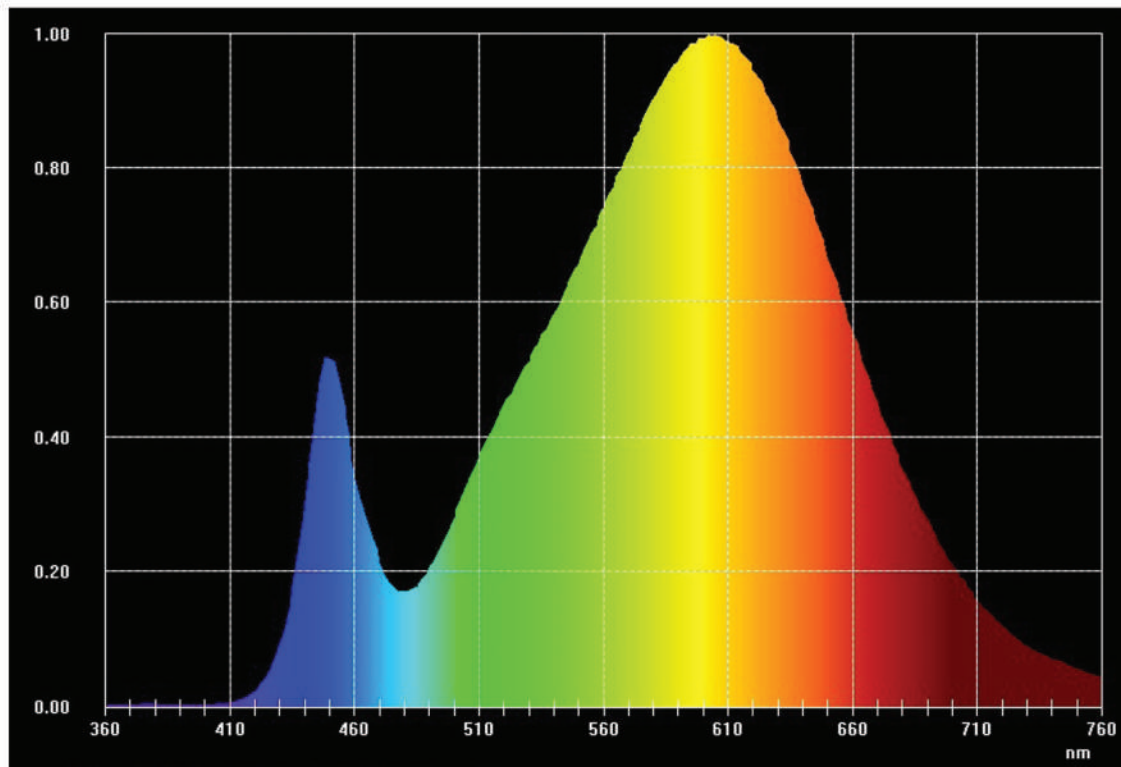


| | | | |
|---|---------------------|-------|--------------|
| TEST: U:12.00V I: 2.336A P: 28.00W PF: 1.000 Lamp Flux: 2637.3x1 lm | | | |
| NAME: | IUB-WW-12V | TYPE: | Strip |
| WEIGHT: | | | 0.01kg |
| DIM.: | 1000*10*2 (MM) | SPEC: | 28W |
| SERIAL N°: | | | 01 |
| MFR: | Flexfire LEDs, Inc. | SUR.: | 1000*10 (MM) |
| PROJECTION ANGLE: | | | 120 |

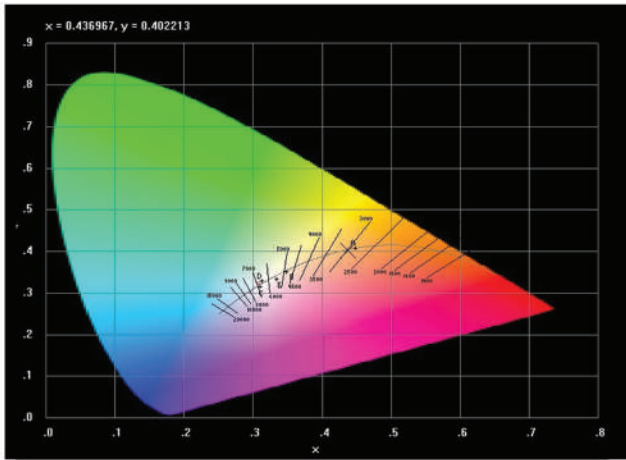
| LAMP DATA | |
|-------------------|-------------------------|
| MODEL | SMD 2835 / CRI 80 / LED |
| NOMINAL POWER (W) | 28 |
| RATED VOLTAGE (V) | 12 |
| NOMINAL FLUX (lm) | 2637.3 |
| LAMPS INSIDE | 1 |
| TEST VOLTAGE (V) | 12.0 |

| PHOTOMETRIC DATA Eff: 94.19 lm/W | | | |
|----------------------------------|--------|---------------------|-----------|
| Imax (cd) | 884.6 | S/MH (C0/180) | 1.29 |
| LOR (%) | 100.0 | S/MH (C90/270) | 1.30 |
| TOTAL FLUX (lm) | 2637.3 | n UP, DN (C0-180) | 0.0, 50.7 |
| CIE CLASS | DIRECT | n UP, DN (C180-360) | 0.0, 49.3 |
| n up (%) | 0.0 | CIBSE SHR NOM | 1.25 |
| n down (%) | 100.0 | CIBSE SHR MAX | 1.35 |

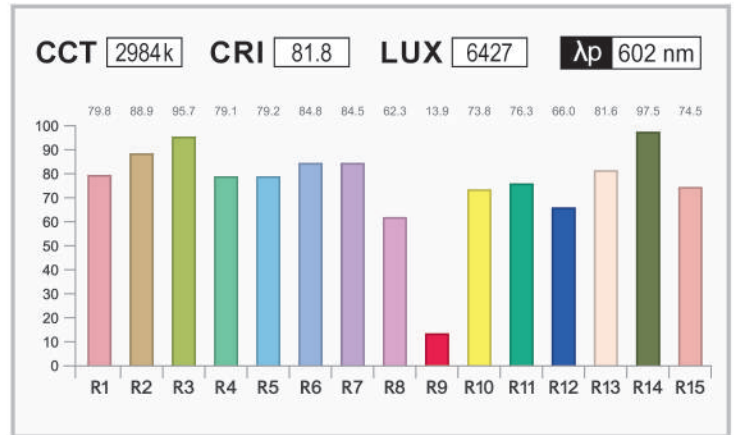
PHOTOMETRIC SPECTRUM



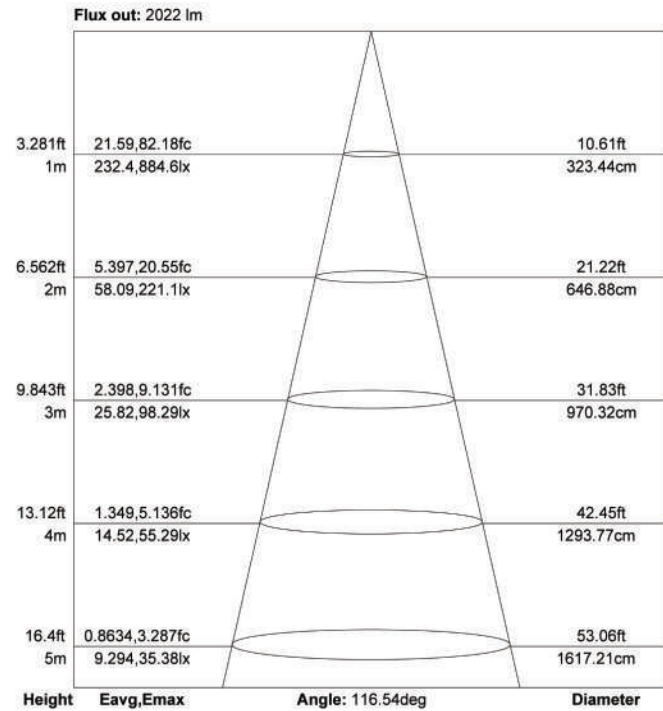
CHROMATICITY DIAGRAM (CIE 31)



COLOR RENDERING INDEX (CRI) R-Values

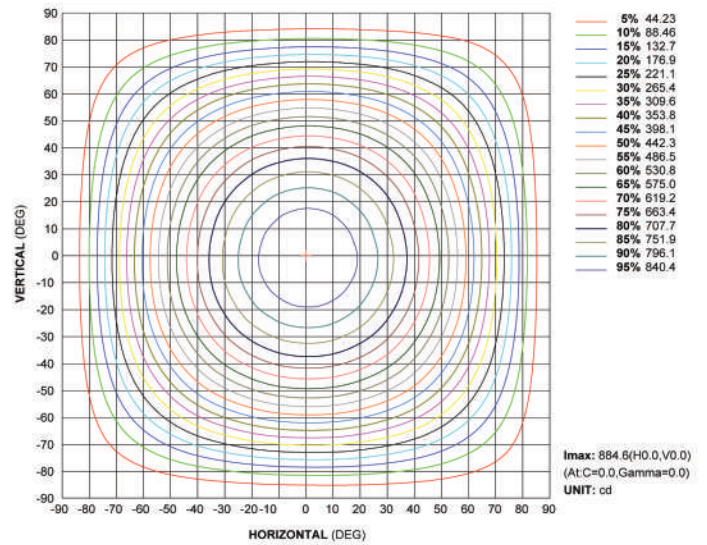


CONE LUX DIAGRAM



NOTE: The curves indicate the illuminated area and the average illumination when the luminaire is at different distances.

ISOCANDELA DIAGRAM



Results may vary from test to test.
Full test data available upon request.
Each test is conducted in a controlled environment.